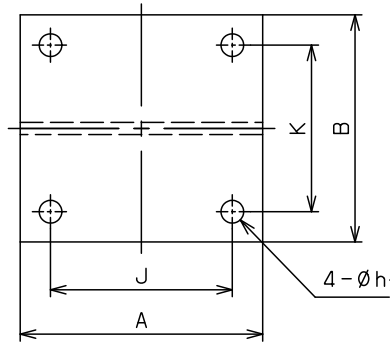


| Specification  |             |
|----------------|-------------|
| Fluid          |             |
| Max. Press.    | MPa         |
| Max. Temp.     | ℃           |
| Expansion Amt. | +20, -50 mm |



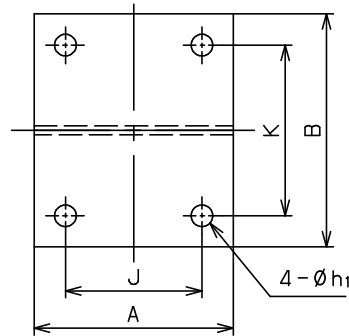
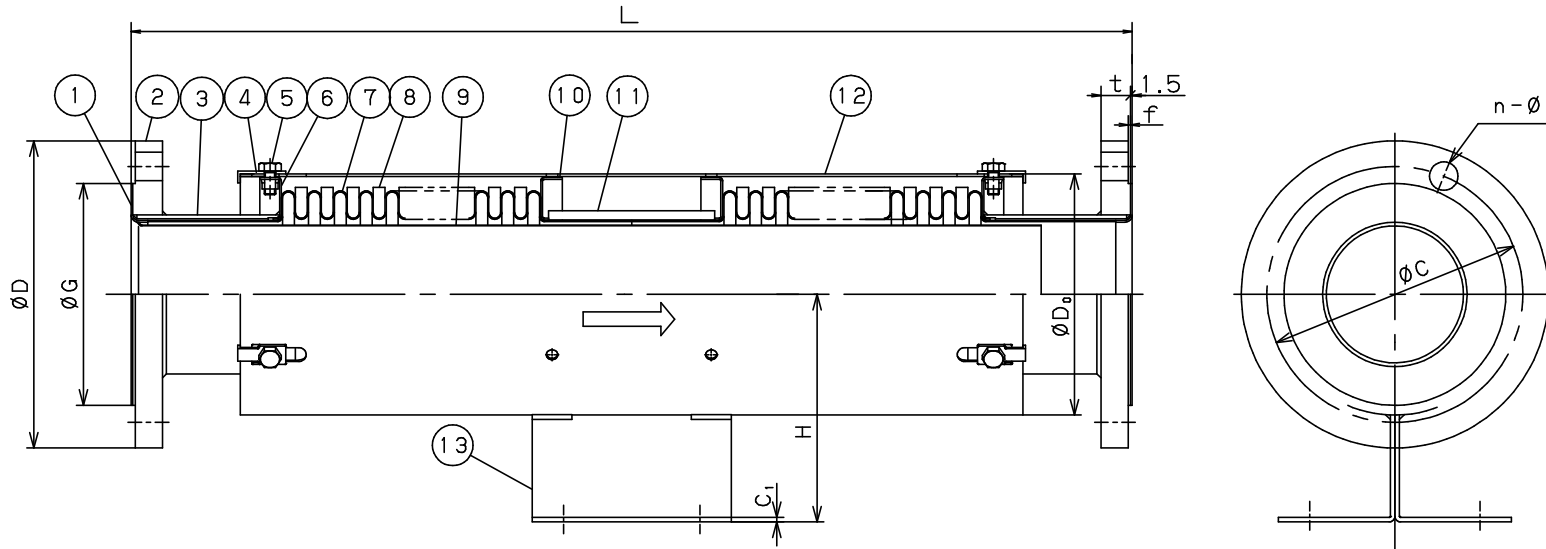
注意  
 当図面には、秘密情報など法的に守られた情報を含んでいる場合があります。  
 当図面を用いての試作・量産品の製作、並びに第三者への内容・情報の開示等を禁止します。  
 株式会社 ヨシタケ

|     |                 |                    |              |         |      |
|-----|-----------------|--------------------|--------------|---------|------|
| 13  | Anchor Base     | Rolled Steel       | アンカーベース      | SS400   | 1set |
| 12  | Outside Pipe    | Rolled Milde Steel | 外筒           | SPHC    | 1    |
| 11  | Reinforce Pipe  | Rolled Steel       | 補強パイプ        | SS400   | 1set |
| 10  | Middle Ring     | Rolled Steel       | 中間リング        | SS400   | 2    |
| 9   | Inside Pipe     | Stainless Steel    | 内筒           | SUS316L | 1    |
| 8   | Control Ring    | Rolled Steel       | コントロールリング    | SS400   | 1set |
| 7   | Bellows         | Stainless Steel    | ベローズ         | SUS316L | 2    |
| 6   | Ring            | Rolled Steel       | リング          | SS400   | 2    |
| 5   | Shipping Bolt   | Rolled Steel       | SHIPPING ボルト | SS400   | 6set |
| 4   | Shipping Washer | Rolled Milde Steel | SHIPPING 座金  | SPHC    | 6    |
| 3   | Guide Pipe      | Carbon Steel Tube  | ガイドパイプ       | STK     | 2    |
| 2   | Flange          | Rolled Steel       | フランジ         | SS400   | 2    |
| 1   | Packing Seat    | Stainless Steel    | パッキングシート     | SUS316L | 2    |
| No. | Name of Parts   | Material           | 部品名          | 材質      | Q.TY |

※④ SHIPPING 座金、⑤ SHIPPING ボルトは、配管（固定点及びガイド施工）後取り外しの事。  
 Be sure to remove the ④Shipping Washer and ⑤Shipping Bolt after installation (Fixing point and guide execution).  
 (mm)

| Size | L   | 使用最大長さ<br>Max. operating Length | 使用最小長さ<br>Min. operating Length | 最大伸縮長さ<br>Max. Expansion Length | D <sub>0</sub> | アンカーベース寸法<br>Anchor Base Dimension |     |     |     |     |                |                | Flange JIS 20K RF |     |     |   |    | Weight (kg) |      |
|------|-----|---------------------------------|---------------------------------|---------------------------------|----------------|------------------------------------|-----|-----|-----|-----|----------------|----------------|-------------------|-----|-----|---|----|-------------|------|
|      |     |                                 |                                 |                                 |                | H                                  | J   | K   | A   | B   | C <sub>1</sub> | h <sub>1</sub> | D                 | C   | G   | f | t  |             | n-h  |
| 20A  | 680 | 700                             | 630                             | 70                              | 58.2           | 100                                | 100 | 60  | 135 | 95  | 3.2            | 12             | 100               | 75  | 56  | 1 | 16 | 4-15        | 4.8  |
| 25A  | 680 | 700                             | 630                             | 70                              | 58.2           | 100                                | 100 | 60  | 135 | 95  | 3.2            | 12             | 125               | 90  | 67  | 1 | 16 | 4-19        | 5.7  |
| 32A  | 680 | 700                             | 630                             | 70                              | 73.2           | 120                                | 100 | 70  | 135 | 105 | 3.2            | 12             | 135               | 100 | 76  | 2 | 18 | 4-19        | 7.5  |
| 40A  | 680 | 700                             | 630                             | 70                              | 73.2           | 120                                | 100 | 70  | 135 | 105 | 3.2            | 12             | 140               | 105 | 81  | 2 | 18 | 4-19        | 7.6  |
| 50A  | 680 | 700                             | 630                             | 70                              | 98.2           | 130                                | 100 | 80  | 140 | 120 | 3.2            | 15             | 155               | 120 | 96  | 2 | 18 | 8-19        | 10.8 |
| 65A  | 780 | 800                             | 730                             | 70                              | 109.7          | 140                                | 120 | 100 | 160 | 140 | 4.0            | 15             | 175               | 140 | 116 | 2 | 20 | 8-19        | 13.4 |
| 80A  | 780 | 800                             | 730                             | 70                              | 135.7          | 150                                | 120 | 110 | 160 | 150 | 4.0            | 15             | 200               | 160 | 132 | 2 | 22 | 8-23        | 18.2 |
| 100A | 880 | 900                             | 830                             | 70                              | 161.7          | 170                                | 120 | 130 | 160 | 175 | 4.0            | 19             | 225               | 185 | 160 | 2 | 24 | 8-23        | 27.0 |

| TYPE EB-12 EXPANSION JOINT<br>伸縮管継手 |               |
|-------------------------------------|---------------|
| Approval                            | H. Kimura     |
| Check                               | M. Murata     |
| Drawing                             | S. Kato       |
| Drawing No.                         | Y-176-6010-2A |
| Date                                | 29 JUN. 2018  |
|                                     |               |



| 13  | Anchor Base     | Rolled Steel       | アンカーベース      | SS400   | 1set |
|-----|-----------------|--------------------|--------------|---------|------|
| 12  | Outside Pipe    | Rolled Milde Steel | 外筒           | SPHC    | 1    |
| 11  | Reinforce Pipe  | Rolled Steel       | 補強パイプ        | SS400   | 1set |
| 10  | Middle Ring     | Rolled Steel       | 中間リング        | SS400   | 2    |
| 9   | Inside Pipe     | Stainless Steel    | 内筒           | SUS316L | 1    |
| 8   | Control Ring    | Rolled Steel       | コントロールリング    | SS400   | 1set |
| 7   | Bellows         | Stainless Steel    | ベローズ         | SUS316L | 2    |
| 6   | Ring            | Rolled Steel       | リング          | SS400   | 2    |
| 5   | Shipping Bolt   | Rolled Steel       | SHIPPING ボルト | SS400   | 6set |
| 4   | Shipping Washer | Rolled Milde Steel | SHIPPING 座金  | SPHC    | 6    |
| 3   | Guide Pipe      | Carbon Steel Tube  | ガイドパイプ       | STK     | 2    |
| 2   | Flange          | Rolled Steel       | フランジ         | SS400   | 2    |
| 1   | Packing Seat    | Stainless Steel    | パッキンシート      | SUS316L | 2    |
| No. | Name of Parts   | Material           | 部品名          | 材質      | Q.TY |

| Specification  |               |
|----------------|---------------|
| Fluid          |               |
| Max.Press.     | MPa           |
| Max.Temp.      |               |
| Expansion Amt. | + 20, - 50 mm |

**TYPE EB-12 EXPANSION JOINT**  
**伸縮管継手**

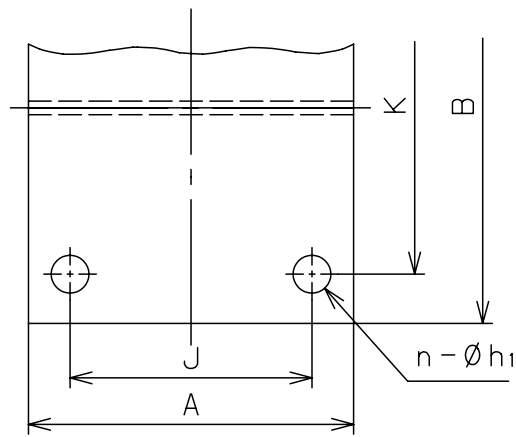
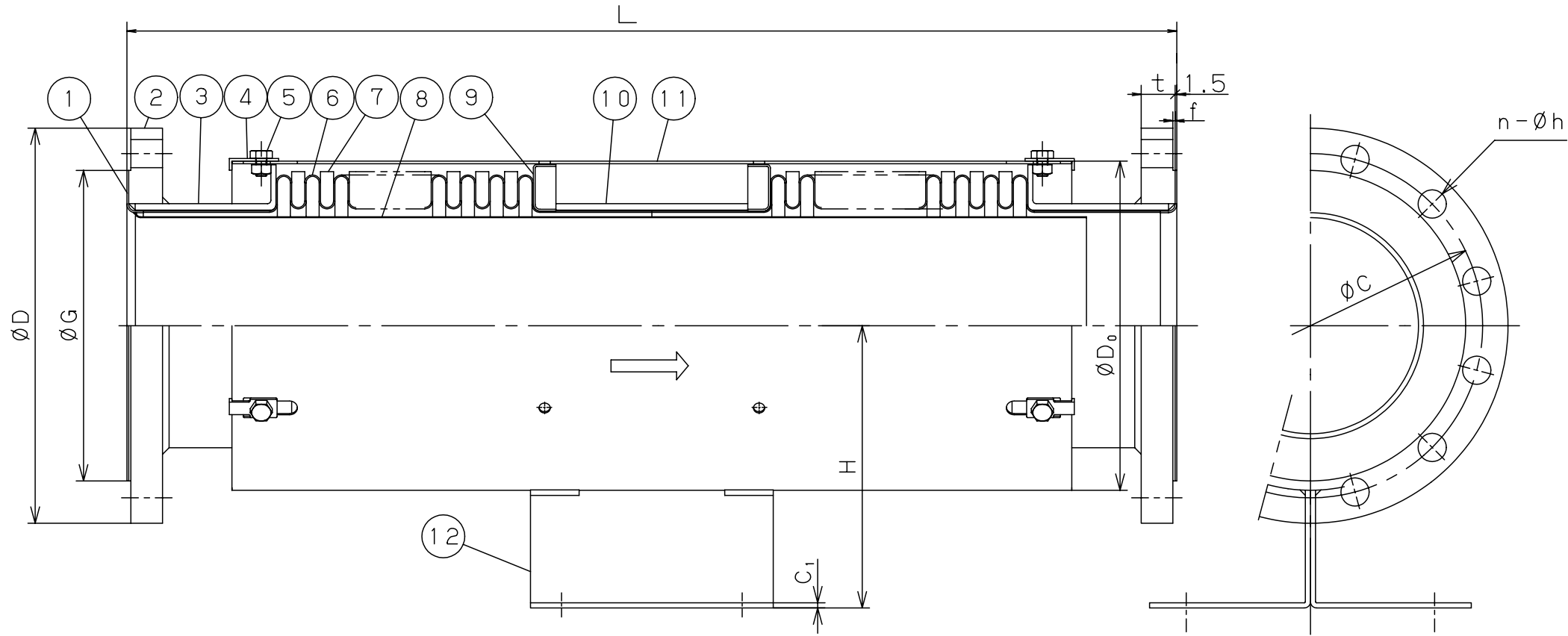
|             |             |
|-------------|-------------|
| Approval    | M. Kume     |
| Check       | H. Tange    |
| Drawing     | T. Shinjo   |
| Drawing No. | Y-0176-6010 |
| Date        | 30 OCT.2004 |

Shipping 座金、 Shipping ボルトは、配管(固定点及びガイド施工)後取り外しの事。  
Be sure to remove the Shipping Washer and Shipping Bolt after installation(Fixing point and guide execution).

(mm)

| Size | L   | 使用最大長さ<br>Max.operating<br>Length | 使用最小長さ<br>Min.operating<br>Length | 最大伸縮長さ<br>Max.Expansion<br>Length | D <sub>o</sub> | アンカーベース寸法<br>Anchor Base Dimension |     |     |     |     |                |                |     | Flange JIS 20K RF |     |   |    |       | Weight<br>(kg) |
|------|-----|-----------------------------------|-----------------------------------|-----------------------------------|----------------|------------------------------------|-----|-----|-----|-----|----------------|----------------|-----|-------------------|-----|---|----|-------|----------------|
|      |     |                                   |                                   |                                   |                | H                                  | J   | K   | A   | B   | C <sub>1</sub> | h <sub>1</sub> | D   | C                 | G   | f | t  | n-h   |                |
| 125A | 880 | 900                               | 830                               | 70                                | 212.1          | 200                                | 120 | 150 | 175 | 205 | 4.0            | 19             | 270 | 225               | 195 | 2 | 26 | 8-25  | 48.2           |
| 150A | 930 | 950                               | 880                               | 70                                | 235.1          | 220                                | 160 | 180 | 215 | 235 | 4.5            | 23             | 305 | 260               | 230 | 2 | 28 | 12-25 | 58.5           |





| 12  | Anchor Base     | Rolled Steel      | アンカーベース      | SS400   | 1set |
|-----|-----------------|-------------------|--------------|---------|------|
| 11  | Outside Pipe    | Rolled Steel      | 外筒           | SS400   | 1    |
| 10  | Reinforce Pipe  | Rolled Steel      | 補強パイプ        | SS400   | 1set |
| 9   | Middle Ring     | Rolled Steel      | 中間リング        | SS400   | 2    |
| 8   | Inside Pipe     | Stainless Steel   | 内筒           | SUS316L | 1    |
| 7   | Control Ring    | Rolled Steel      | コントロールリング    | SS400   | 1set |
| 6   | Bellows         | Stainless Steel   | ベローズ         | SUS316L | 2    |
| 5   | Shipping Bolt   | Rolled Steel      | SHIPPING ボルト | SS400   | 6set |
| 4   | Shipping Washer | Rolled Steel      | SHIPPING 座金  | SS400   | 6    |
| 3   | Guide Pipe      | Carbon Steel Pipe | ガイドパイプ       | SGP     | 2    |
| 2   | Flange          | Rolled Steel      | フランジ         | SS400   | 2    |
| 1   | Packing Seat    | Stainless Steel   | パッキンシート      | SUS316L | 2    |
| No. | Name of Parts   | Material          | 部品名          | 材質      | Q.TY |

| Specification  |               |
|----------------|---------------|
| Fluid          |               |
| Max.Press.     | MPa           |
| Max.Temp.      |               |
| Expansion Amt. | + 20, - 50 mm |

**TYPE EB-12 EXPANSION JOINT**  
**伸縮管継手**

|             |              |
|-------------|--------------|
| Approval    | M. KUME      |
| Check       | Y. AOYAMA    |
| Drawing     | K. YASUDA    |
| Drawing No. | Y-0176-6010  |
| Date        | 13 MAY. 2008 |

Shipping 座金、Shipping ボルトは、配管(固定点及びガイド施工)後取り外しの事。  
Be sure to remove the Shipping Washer and Shipping Bolt after installation(Fixing point and guide execution).

| Size | L   | 使用最大長さ<br>Max.operating<br>Length | 使用最小長さ<br>Min.operating<br>Length | 最大伸縮長さ<br>Max.Expansion<br>Length | D <sub>0</sub> | アンカーベース寸法<br>Anchor Base Dimension |     |     |     |     |                |                |     | Flange JIS 20K RF |     |    |   |       | Weight<br>(kg) |
|------|-----|-----------------------------------|-----------------------------------|-----------------------------------|----------------|------------------------------------|-----|-----|-----|-----|----------------|----------------|-----|-------------------|-----|----|---|-------|----------------|
|      |     |                                   |                                   |                                   |                | H                                  | J   | K   | A   | B   | C <sub>1</sub> | h <sub>1</sub> | D   | C                 | G   | t  | f | n-h   |                |
| 200A | 930 | 950                               | 880                               | 70                                | 291.6          | 250                                | 160 | 220 | 215 | 285 | 4.5            | 25             | 350 | 305               | 275 | 30 | 2 | 12-25 | 80.4           |
| 250A | 980 | 1000                              | 930                               | 70                                | 332.6          | 300                                | 180 | 280 | 255 | 375 | 4.5            | 27             | 430 | 380               | 345 | 34 | 2 | 12-27 | 116.2          |

