


# GD-20

Direct type	Pilot type	Piston	Diaphragm
Bellows	Internal sensing	External sensing	Stainless steel
With handle	Built-in strainer	Low pressure	Remote
Valve leakage 0	Nylon		



## ■ Features

1. Pressure balance structure can keep the reduced pressure at a constant level without being affected by inlet pressure.
2. Available with stainless steel wetted parts and all stainless steel made.
3. Valve disc prevents leakage when the valve is closed.
4. Horizontal or vertical installation is possible. (For above 80A, horizontal piping with upward posture)

## ■ Specifications

Model	Stainless steel wetted parts	All stainless steel
Application	Cold and hot water, Oil (kerosene, heavy oils A and B), Air, Other non-dangerous fluids	
Inlet pressure	1.0 MPa or less	
Reduced pressure	15A-80A (A) 0.05-0.25 MPa (B) 0.26-0.7 MPa 100A (A) 0.05-0.25 MPa (B) 0.26-0.5 MPa	15A-25A (A) 0.05-0.2 MPa (B) 0.21-0.6 MPa 32A-50A * (A) 0.05-0.2 MPa (B) 0.21-0.46 MPa
Minimum differential pressure	0.05 MPa	
Maximum pressure reduction ratio	10:1	
Application temperature	5-80°C	
Fluid viscosity	600 cSt or less	
Material	Body	Cast Stainless steel
	Valve seat	Stainless steel
	Valve disc	NBR
	Diaphragm	NBR
Connection	JIS 10K FF flanged	

\* Please contact us about availability of 65A to 100A (May not available depend on reduce pressure).

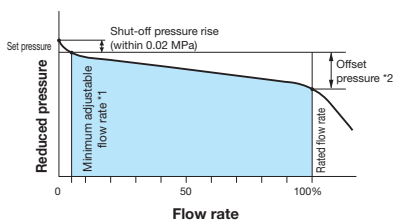
· Available with FKM.

### · GD-20

(mm)

Size	L	H		H <sub>1</sub>	Weight (kg)	
		Wetted parts stainless steel	All stainless steel		Wetted parts stainless steel	All stainless steel
15A	145	310	297	57	9.8	10.6
20A	150	310	297	57	9.8	10.6
25A	150	333	320	67	12.0	13.0
32A	195	397	397	76	20.7	22.5
40A	195	397	397	76	20.7	22.5
50A	195	415	415	81	23.0	25.0
65A	270	555	555	110	48.0	52.0
80A	270	582	582	125	52.4	56.8
100A	308	645	645	143	84.0	91.0

Flow Characteristic Chart

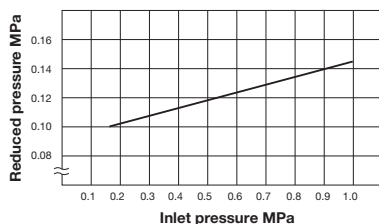


- \*1 Minimum adjustable flow rate  
 For water: 5 L/min  
 For air: 10 m<sup>3</sup>/h (standard condition)

\*2 Offset pressure

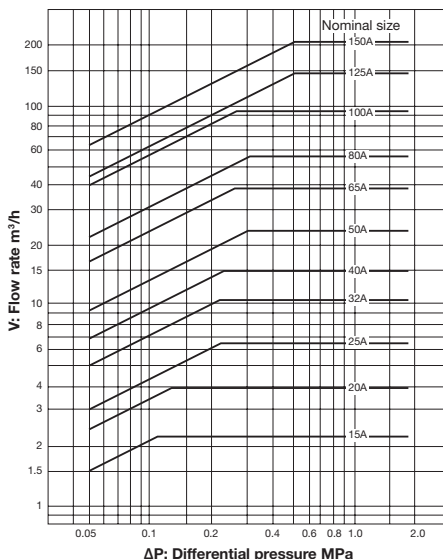
Nominal size	Pressure range	Offset pressure
15A-50A	(A), (B)	Setting range 0.05-0.7 MPa Within 0.05 MPa
	(C)	Setting range 0.5-1.0 MPa Within 0.11 MPa
65A,80A	(A), (B)	Setting range 0.05-0.7 MPa Within 0.05 MPa
	(C)	Setting range 0.5-0.9 MPa Within 0.11 MPa
100A	(A), (B)	Setting range 0.05-0.5 MPa Within 0.05 MPa
	(C)	Setting range 0.5-0.75 MPa Within 0.11 MPa
125A-150A	(A)	Setting range 0.05-0.25 MPa Within 0.05 MPa
	(B)	Setting range 0.26-0.5 MPa Within 0.07 MPa
	(C)	Setting range 0.5-0.75 MPa Within 0.11 MPa

Pressure Characteristic Chart

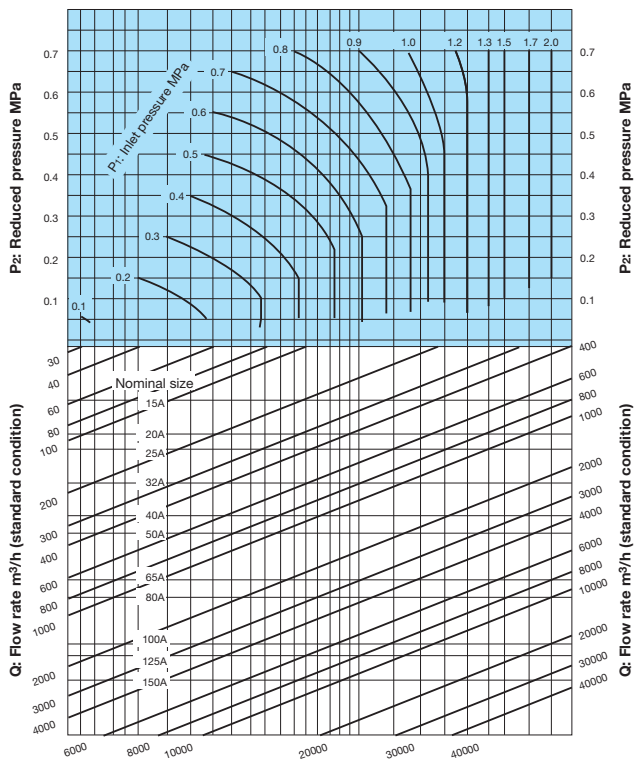


This chart shows variation in reduced pressure when the inlet pressure of 1.0 MPa is changed between 0.15 MPa and 1.0 MPa while the reduced pressure is set at 0.10 MPa.

### ■ Nominal Sizes Selection Chart (For Water)



### GD-200 series, GD-20 Nominal Sizes Selection Chart (For Air)



\* Set the safety factor at 80 to 90%.

## ■GD-200 · GD-200H · GD-20 Flow Rate Table for Liquid

		(m <sup>3</sup> /h)										
P <sub>1</sub> (MPa)	P <sub>2</sub> (MPa)	15A	20A	25A	32A	40A	50A	65A	80A	100A	125A	150A
2.0	0.2-1.0	2.3	4.0	6.4	10.0	15.4	24.0	45.4	54.0	93.2	145.3	209.2
1.9	0.19-1.0	2.3	4.0	6.4	10.0	15.4	24.0	45.4	54.0	93.2	145.3	209.2
1.8	0.18-1.0	2.3	4.0	6.4	10.0	15.4	24.0	45.4	54.0	93.2	145.3	209.2
1.7	0.17-1.0	2.3	4.0	6.4	10.0	15.4	24.0	45.4	54.0	93.2	145.3	209.2
1.6	0.16-1.0	2.3	4.0	6.4	10.0	15.4	24.0	45.4	54.0	93.2	145.3	209.2
1.5	0.15-1.0	2.3	4.0	6.4	10.0	15.4	24.0	45.4	54.0	93.2	145.3	209.2
1.4	0.14-0.9	2.3	4.0	6.4	10.0	15.4	24.0	45.4	54.0	93.2	145.3	209.2
	1	2.3	4.0	6.4	10.0	15.4	24.0	45.4	54.0	93.2	130.0	187.1
1.3	0.15-0.8	2.3	4.0	6.4	10.0	15.4	24.0	45.4	54.0	93.2	145.3	209.2
	0.9	2.3	4.0	6.4	10.0	15.4	24.0	45.4	54.0	93.2	130.0	187.1
	1	2.3	4.0	6.4	10.0	15.4	24.0	42.0	54.0	93.2	112.5	162.1
1.2	0.12-0.7	2.3	4.0	6.4	10.0	15.4	24.0	45.4	54.0	93.2	145.3	209.2
	0.8	2.3	4.0	6.4	10.0	15.4	24.0	45.4	54.0	93.2	130.0	187.1
	0.9	2.3	4.0	6.4	10.0	15.4	24.0	42.0	54.0	93.2	112.5	162.1
	1	2.3	4.0	6.1	9.8	14.7	19.6	34.3	44.1	83.3	91.9	132.3
1.1	0.11-0.6	2.3	4.0	6.4	10.0	15.4	24.0	45.4	54.0	93.2	145.3	209.2
	0.7	2.3	4.0	6.4	10.0	15.4	24.0	45.4	54.0	93.2	130.0	187.1
	0.8	2.3	4.0	6.4	10.0	15.4	24.0	42.0	54.0	93.2	112.5	162.1
	0.9	2.3	4.0	6.1	9.8	14.7	19.6	34.3	44.1	83.3	91.9	132.3
1	1	2.2	3.5	4.3	6.9	10.4	13.9	24.3	31.2	58.9	65.0	93.6
	0.1-0.5	2.3	4.0	6.4	10.0	15.4	24.0	45.4	54.0	93.2	145.3	209.2
	0.6	2.3	4.0	6.4	10.0	15.4	24.0	45.4	54.0	93.2	130.0	187.1
	0.7	2.3	4.0	6.4	10.0	15.4	24.0	42.0	54.0	93.2	112.5	162.1
1	0.8	2.3	4.0	6.1	9.8	14.7	19.6	34.3	44.1	83.3	91.9	132.3
	0.9	2.2	3.5	4.3	6.9	10.4	13.9	24.3	31.2	58.9	65.0	93.6
	0.09-0.4	2.3	4.0	6.4	10.0	15.4	24.0	45.4	54.0	93.2	145.3	209.2
	0.5	2.3	4.0	6.4	10.0	15.4	24.0	45.4	54.0	93.2	130.0	187.1
0.9	0.6	2.3	4.0	6.4	10.0	15.4	24.0	42.0	54.0	93.2	112.5	162.1
	0.7	2.3	4.0	6.1	9.8	14.7	19.6	34.3	44.1	83.3	91.9	132.3
	0.8	2.2	3.5	4.3	6.9	10.4	13.9	24.3	31.2	58.9	65.0	93.6
	0.08-0.3	2.3	4.0	6.4	10.0	15.4	24.0	45.4	54.0	93.2	145.3	209.2
0.8	0.4	2.3	4.0	6.4	10.0	15.4	24.0	45.4	54.0	93.2	130.0	187.1
	0.5	2.3	4.0	6.4	10.0	15.4	24.0	42.0	54.0	93.2	112.5	162.1
	0.6	2.3	4.0	6.1	9.8	14.7	19.6	34.3	44.1	83.3	91.9	132.3
	0.7	2.2	3.5	4.3	6.9	10.4	13.9	24.3	31.2	58.9	65.0	93.6
0.7	0.07-0.2	2.3	4.0	6.4	10.0	15.4	24.0	45.4	54.0	93.2	145.3	209.2
	0.3	2.3	4.0	6.4	10.0	15.4	24.0	45.4	54.0	93.2	130.0	187.1
	0.4	2.3	4.0	6.4	10.0	15.4	24.0	42.0	54.0	93.2	112.5	162.1
	0.5	2.3	4.0	6.1	9.8	14.7	19.6	34.3	44.1	83.3	91.9	132.3
	0.6	2.2	3.5	4.3	6.9	10.4	13.9	24.3	31.2	58.9	65.0	93.6
0.6	0.1	2.3	4.0	6.4	10.0	15.4	24.0	45.4	54.0	93.2	145.3	209.2
	0.2	2.3	4.0	6.4	10.0	15.4	24.0	45.4	54.0	93.2	130.0	187.1
	0.4	2.3	4.0	6.1	9.8	14.7	19.6	34.3	44.1	83.3	91.9	132.3
	0.5	2.2	3.5	4.3	6.9	10.4	13.9	24.3	31.2	58.9	65.0	93.6
0.5	0.1	2.3	4.0	6.4	10.0	15.4	24.0	45.4	54.0	93.2	130.0	187.1
	0.2	2.3	4.0	6.4	10.0	15.4	24.0	42.0	54.0	93.2	112.5	162.1
	0.3	2.3	4.0	6.1	9.8	14.7	19.6	34.3	44.1	83.3	91.9	132.3
	0.4	2.2	3.5	4.3	6.9	10.4	13.9	24.3	31.2	58.9	65.0	93.6
0.4	0.1	2.3	4.0	6.4	10.0	15.4	24.0	42.0	54.0	93.2	112.5	162.1
	0.2	2.3	4.0	6.1	9.8	14.7	19.6	34.3	44.1	83.3	91.9	132.3
	0.3	2.2	3.5	4.3	6.9	10.4	13.9	24.3	31.2	58.9	65.0	93.6
0.3	0.1	2.3	4.0	6.1	9.8	14.7	19.6	34.3	44.1	83.3	91.9	132.3
	0.2	2.2	3.5	4.3	6.9	10.4	13.9	24.3	31.2	58.9	65.0	93.6
0.2	0.1	2.2	3.5	4.3	6.9	10.4	13.9	24.3	31.2	58.9	65.0	93.6
0.1	0.05	1.5	2.5	3.1	4.9	7.4	9.8	17.2	22.1	41.7	45.9	66.2