

ULTRA STEAM TRAP  
**TRAP STAR™**

**TS-5V**



**TS-5S**

**TS-5BP**

# THERMOSTATIC

Stainless steel, compact and lightweight thermostatic steam trap

TS-5V In-line type, TS-5S Straight type. and TS-5BP equipped with blow valve.

TS-5BP quickly discharges the initial large amount of condensate and air by opening the blow valve.

When the blow valve is fully open, the flow rate is about three times larger than the maximum discharge capacity.

## ■ Features

- Compact, lightweight design and it can be installed either horizontally or vertically.
- No steam leakage because it operates at temperature lower than the saturated steam temperature
- No adjustment is required as the operation is according to the saturated steam temperature.
- Improved corrosion resistance by stainless steel body and wetted parts.
- BP is equipped with a blow valve to shorten the initial start-up time.
- Suitable for tracing line, food equipment, medical equipment, and laundry equipment.

## ■ Specification

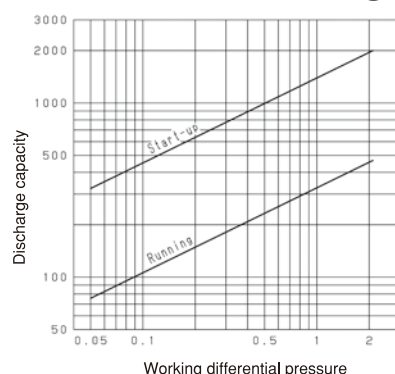
Model		TS-5V	TS-5S	TS-5BP
Nominal size		8A,10A,15A,20A,25A		15A,20A
Application		Steam, Steam condensate		
Maximum working pressure		2.1MPa		1.0MPa
Maximum allowable back pressure		0.4MPa		
Operation temperature		TS-5□-15 15°C below saturated steam temperature		
Maximum temperature		220°C		185°C
Flow direction		Horizontal or vertical	The cover is kept upward at an angle between 0 to 90 degree	
Material	Body	Stainless steel		
	Valve seat	Stainless steel		

- Standard product operates at 15°C below saturated steam temperature.
- Available with operation temperature 5°C below saturated steam temperature (Model:TS-5□-5), 25°C below saturated steam temperature (Model:TS-5□-25).
- Below 5°C saturated steam temperature is recommended for equipment that directly uses steam and does not want condensate to be included in the steam.
- TS-5 can be used as an air vent for steam, in which case 25°C below saturated steam temperature is recommended to reduce flash steam.

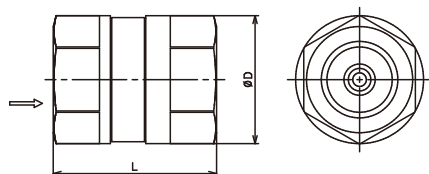
## ■ Dimensions

Model	TS-5V	TS-5S	TS-5BP
Nominal size	L×φ Dmm	L×Hmm	L×Hmm
8A (1/4)	55×47	75×44	-
10A (3/8)	55×47	75×44	-
15A (1/2)	55×47	75×44	80×102
20A (3/4)	60×47	80×56	80×102
25A ( 1 )	60×47	80×56	-

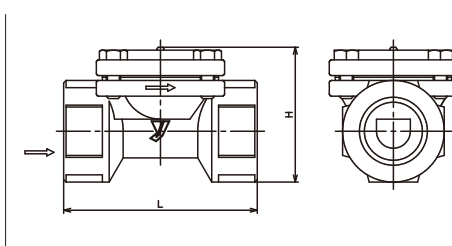
## ■ Maximum continuous discharge capacity



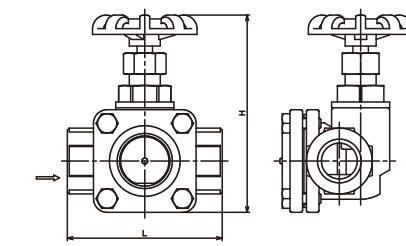
<TS-5V>



<TS-5S>



<TS-5BP>



## ■ Contact